



CLA 2120: THE GRANDEUR THAT WAS ROME

Summer 2016


N.B. This syllabus is subject to change.


Course Introduction.....	1
Contact Information .....	1
Course Communications.....	2
Course Description.....	2
Course Objectives .....	2
Websites .....	2
Required Texts and Equipment .....	3
Grading Scale .....	3
Assignments .....	4
Assignment Details, Exams, Quizzes and Academic Honesty .....	5
Students with Disabilities.....	5
Other Policies and Rules .....	6
Getting Help: .....	7
Online Tutoring .....	7
Proctored Exams .....	7
Syllabus Changes .....	8
Course Readings .....	8


CONTACT INFORMATION


Instructor: Professor Jennifer Rea


Teaching Assistant: TBA

 jrea@ufl.edu 352 392-2075

 e-mail

 Office: 142 Dauer Hall


 Office Hours: TBA

 Office Hours: (on Skype) Monday-Tuesday  
12:00-12:45 pm and by appointment –  
Skype name: ProfJenRea

## COURSE COMMUNICATIONS

**General course questions** (regarding material and policies) must be posted on the “Course Questions” discussion located at the top of the Discussions tool. Prior to posting your questions, do a keyword search for your topic. If no one else has asked your question, please post (provide several keywords at the top of your message to help others find it.) Remember to subscribe to your post so that you will be e-mailed when it receives a response.

**Questions about grades or personal issues**, must be emailed to the TA or instructor through the Canvas interface.

To do this, click on the **inbox** in the upper right hand corner. Click on the compose a message icon.  Carefully select the people you wish to message as you do not want to send a message about a private matter to the entire class. And be sure to choose this course, CLA 2120. **Reminder - the chat tool makes your conversation visible to the whole class.**

See office hours and e-mail information for times when your TA and instructor are available if you wish to talk with them outside of CANVAS. You are welcome to use SKYPE to contact your instructor during office hours as well.

## COURSE DESCRIPTION

Welcome to my class! In this course you will learn about the origins of Roman literature, culture and society and also study why ancient Rome remains relevant in our society today. We will be looking at Roman literature from a variety of genres and critically evaluating the relationship between the hopes and fears the Romans had for their future and modern concerns about society.

## COURSE OBJECTIVES


**Content Objectives:** Students will identify unique and original aspects of Roman literature and gain an appreciation for Roman literature’s influence on our modern understanding of history, civilization and progress.

**Communication Objectives:** Students will communicate concepts, expressions, and representations of the Roman way of life clearly and effectively in written and oral form as stated in the rubrics of the course.

**Critical Thinking Objectives:** Students will analyze the conflicts and tensions that arise between the individual and one’s duty to the community, pleasure and happiness, and fear versus hope when faced with adversity or challenges. They will critically evaluate key works of literature to determine why Rome has been stereotyped and glorified in our modern world.

## WEBSITES


 Dr. Rea’s website is <http://people.clas.ufl.edu/jrea/>

 Course materials are available in **Canvas** at <https://lss.at.ufl.edu/>

## REQUIRED TEXTS AND EQUIPMENT

Since one of the goals of this course is to explore why modern popular media has stereotyped the Roman Empire and Republic, there will be some required viewing. You can access videos on either Hulu (no subscription needed) or Netflix (subscription needed).

Lucretius's **De Rerum Natura (The Way Things Are)** and Suetonius's **The Lives of the Twelve Caesars** are **required texts**. Please use the translations indicated below, as they are considered accurate. They are available at most bookstores and online retailers both in eBook or paperback form.

 Lucretius, *De Rerum Natura*, ISBN 9780253201256

 Suetonius, *The Lives of the Twelve Caesars*, ISBN 9780199537563

Additional readings will be provided to you within Canvas.

You are **required** to have a webcam, headset/speakers and microphone. You'll be using this for your ProctorU exams and it may be helpful for one or more assignments.

## GRADING SCALE AND ASSIGNMENT SUMMARY

Grading scale.

Grade Scale	Grade Value
1,000-930 = A	A = 4.0
929-900 = A-	A- = 3.67
899-870 = B+	B+ = 3.33
869-830 = B	B = 3.00
829-790 = B-	B- = 2.67
789-750 = C+	C+ = 2.33

Grade Scale	Grade Value
749-720 = C	C = 2.00
719-690 = C-	C- = 1.67
689-660 = D+	D+ = 1.33
659-620 = D	D = 1.00
619-600 = D-	D- = 0.67
599-0 = E	E = 0.00

N.B. A C- grade will not qualify for major, minor, Gen Ed, Gordon Rule or College Basic Distribution Credit. UF does not consider C- to be a passing grade.

Assignments and Points.

Item	Points	Grade %	Extra Credit
Activities		39%	
Syllabus Quiz			3
Introduce yourself to class.			3
Participation in 10 out of 12 weekly discussions (1 post plus 2 responses per weekly discussion @ 5 pts per post or response x 3 = 1 week's discussion (15 pts x 10)	150		
Pinterest Project	30		
Roman Parenting Poster	30		
Mini Essays 4 @ 15 pts each	60		
Roman Values Poster	30		
Saving Lives: Response Assignment	20		
Playlist Project	20		
Death in Rome: Response Assignment	20		
Roman Space Poster	30		
"Cool Stuff" posts 4@1 pt. each –Cool Stuff is anything you find that refers to ancient Rome (i.e., blogs, artwork, TV commercials, etc.) that you post to the discussion labeled "Cool Stuff." You may NOT use movies, TV shows, music, books or magazines, though, because that is the PLAYLIST assignment!			4
12 quizzes @10 points each, 12 quizzes available, lowest grade is dropped	110	11%	
Midterm Exam: 50 minutes, ProctorU	200	20%	
Final Exam: 100 minutes (cumulative), ProctorU	300	30%	
Total	1000	100%	10

## ASSIGNMENT DETAILS

Detailed instructions and grading information for each assignment and discussion can be found in the Canvas Discussion or Assignment tools. Be sure to post any assignment questions on the Course Questions Discussion Forum in Canvas.

## DISCUSSIONS

Discussions are the heart of this course. **Discussion makeups are not available – but you are only required to participate in 10 out of 12 discussions.** You should complete the reading prior to your initial post. Grading is based upon the following criteria:

- ✎ Content: Student answered the question and stayed on topic offering insight, opinions, and evidence as appropriate.
- ✎ Writing: Written responses are free of grammatical, spelling, or punctuation errors. (No “texting” slang)
- ✎ Professionalism: Student met all deadlines and follow-up requirements as outlined in the discussion description, syllabus, and course calendar.

## QUIZZES

There will be a quiz for 12 of 12 modules. **Quiz makeups are not available. The lowest score of 12 quizzes will be dropped.** Quiz format may include multiple choice and/or short answer responses to questions regarding terms and key points from the reading and videos.

## EXAMS

There will be midterm and final exams containing multiple choice questions. The midterm will cover Modules 1-6. Both exams will be proctored through ProctorU. **The final exam is cumulative.**

## ACADEMIC HONESTY

UF students are bound by The Honor Pledge which states, “We, the members of the University of Florida community, pledge to hold ourselves and our peers to the highest standards of honor and integrity by abiding by the Honor Code. On all work submitted for credit by students at the University of Florida, the following pledge is either required or implied: “On my honor, I have neither given nor received unauthorized aid in doing this assignment.”

The [Honor Code](#) specifies a number of behaviors that are in violation of this code and the possible sanctions. Furthermore, you are obligated to report any condition that facilitates academic misconduct to appropriate personnel. If you have any questions or concerns, please consult with the instructor or TAs in this class.

### STUDENTS WITH DISABILITIES

Students requesting accommodation for disabilities must first register with the Dean of Students Office (<http://www.dso.ufl.edu/drc/>). The Dean of Students Office will provide documentation to the student who must then provide this documentation to the instructor when requesting accommodation. You must submit this documentation prior to submitting assignments or taking the quizzes or exams. Accommodations are not retroactive, therefore, students should contact the office as soon as possible in the term for which they are seeking accommodations. Your instructor is happy to assist you with any accommodation needs. Please do not delay in requesting assistance

## OTHER POLICIES AND RULES

**1. HANDING IN ASSIGNMENTS:** Assignments must be submitted in the format and manner described in the instructions. They should NOT be e-mailed to the TA or instructor. If you have trouble with file upload, contact the UF Help Desk for technical assistance. Please keep in mind that the help desk is not open 24/7! **And also keep in mind that the professor and TA cannot offer technical assistance with the course. If you are experiencing any difficulties related to CANVAS, you must contact the UF Help Desk.**

**2. LATE OR MAKE-UP ASSIGNMENTS:** You may receive an extension on an assignment *only* in extraordinary circumstances and *only* if the request for the extension is (a) prompt, (b) timely, and (c) accompanied by all necessary written documentation.

a. In the case of late work due to participation in an official university activity, observance of a religious holiday, performance of a military duty, or any other conflict (e.g., jury duty) that the student knows about in advance of the scheduled assignment, the student is required to notify the instructor of the conflict *before the assignment is due*, and if possible at the start of the semester.

b. If a student does not hand in the work on time and an extension has not been granted, the work will be marked down 1/3 grade (e.g., from B+ to B) for each day it is late.

c. For all other assignments, the students will not be granted an extension or be permitted to make up the assignment without an acceptable reason, such as an illness or serious family emergencies, in accordance with [university policies](#) on absences.

d. In the event of technical issues, all requests for time extension **MUST** be accompanied by a ticket number from the Help Desk. Any requests for extension must be submitted within 24 hours of the incident through e-mail within the Canvas interface to the course TA.

**3. COMPLETION OF ALL ASSIGNMENTS:** You must complete all assignments and fulfill the requirements for class participation in order to pass the course.

**4. GRADING POLICY:** If you have questions about your grade on an assignment, please make an appointment to talk with your TA within a week after the assignment has been graded so your TA can explain how you were graded.

a. If after meeting with your TA, you wish to dispute your grade, you may email your instructor (within Canvas).

b. The instructor will then re-grade the assignment and the second grade will stand, regardless of whether it is higher or lower than the original grade.

c. You may request re-grading or dispute a grade up to one week after the assignment has been returned to you or the grade released.

**5. COURSE EVALUATION:** Students are expected to provide feedback on the quality of instruction in this course by completing online evaluations at [evaluations.ufl.edu](https://evaluations.ufl.edu).

a. Students will be given specific times when evaluations are open.

b. Summary results of these assessments are made available to students at <https://evaluations.ufl.edu/results/>

**6. NETIQUETTE: COMMUNICATION COURTESY:** All members of the class are expected to follow rules of common courtesy in all email messages, threaded discussions and chats. It is the goal of this course to provide a safe place to discuss personal issues in a constructive manner. View the course netiquette guide in the Canvas Syllabus tool for details.

## GETTING HELP:

For issues with technical difficulties for e-Learning in Canvas, please contact the UF Help Desk at:

 [Learning-support@ufl.edu](mailto:Learning-support@ufl.edu)

 352) 392-HELP - select option 2

 <https://lss.at.ufl.edu/help.shtml>

Any requests for make-ups due to technical issues MUST be accompanied by the ticket number received from LSS when the problem was reported to them. The ticket number will document the time and date of the problem. You MUST e-mail your instructor or TA within 24 hours of the technical difficulty if you wish to request a make-up.

Other resources are available at <http://www.distance.ufl.edu/getting-help> for:

 Counseling and Wellness resources

 Disability resources


 Resources for handling student concerns and complaints

 Library Help Desk support


## PROCTORED EXAMS

To ensure the academic integrity of the degrees awarded by the University of Florida, this course proctors the midterm and final exams. UF Online students are proctored through ProctorU. For details on how this works, visit the [Proctored Exams Student Guide](#). In order to use this service, you MUST have a webcam, headset or working speakers and a microphone. See the [ProctorU Technical Specifications](#).

Follow these steps for a trouble-free exam (if you do not follow the steps listed below, makeup exams cannot be granted):

 Sign up early!

- Set up your account during the first week of classes
- Schedule your exam appointments as early as you can

 Test your equipment well before your exam

- Make certain that your webcam and microphone function properly
- [Go to the ProctorU Testpage](#)
- You are strongly urged to take the extra step to connect to a live person
- Test your equipment again the day before your exam

 Download and install Google Chrome on your computer

- Chrome is the only supported browser for ProctorU exams

 Use a wired connection

- **This is the number one cause of problems with online exams!**

- The extra load of the proctoring software can cause even the best wireless connection to fail—don't take that chance!

- [How to connect your Ethernet cable](#)

 Find a quiet and private location

- You will not be able to take your exam in a coffee house or other public location